

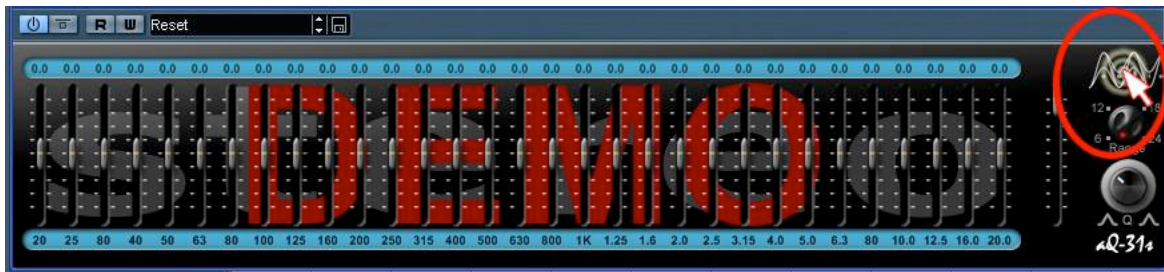
## Registration Instructions:

If you purchased a product key before and already have a product key-file (s) than you will only need to install it (them) in order to lift of a demo-mode from selected AAY-Audio product (s).

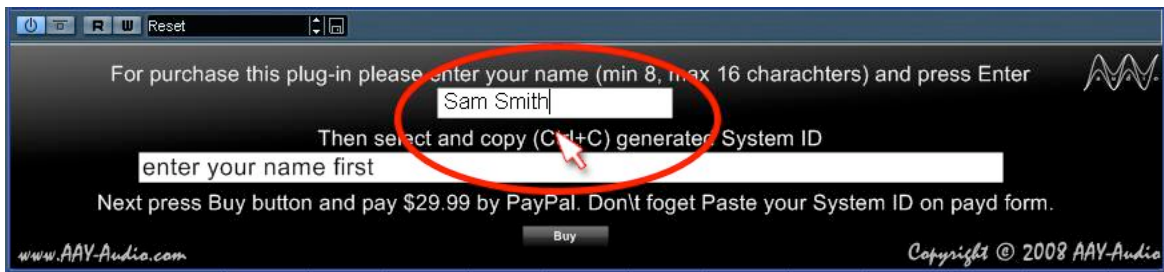
Please download the demo version of the product and test it thoroughly before purchasing its license to be sure it satisfies you: there is no sense in purchasing the product if its demo does not satisfy you. Demo versions of the products do not have any functional limitations, and so if demo version is working for you then the registered version will work, too (please note that demo version are muting the output for a moment or inserting a beep every 15-25 seconds, but it is not a functional limitation).

If you are satisfied with the demo-version of the product, you can start registration process:

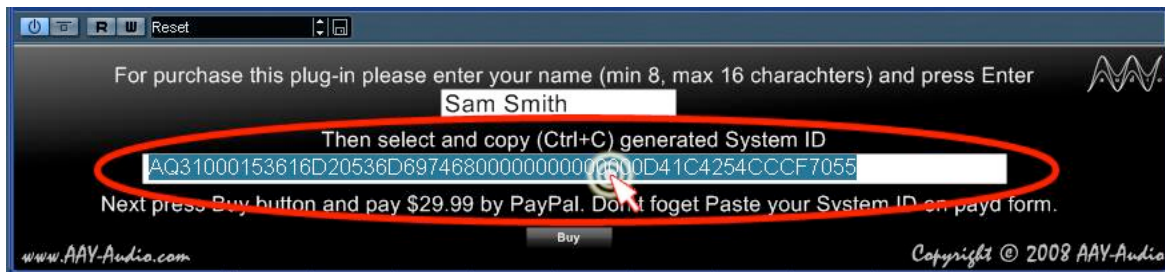
- 1) With left button of your mouse press AAY-Audio, as shown on the picture.



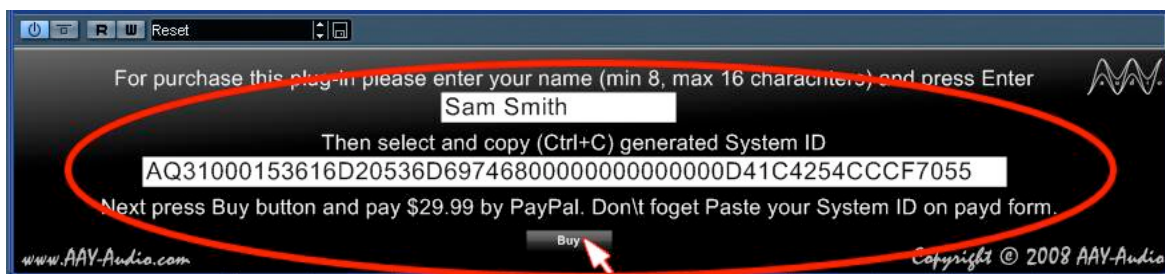
- 2) Place your mouse over the form that appears on your screen, left click on the first field and fill in a name for registration (minimum 8, maximum 16 characters). Then press "Enter" key on your keyboard.



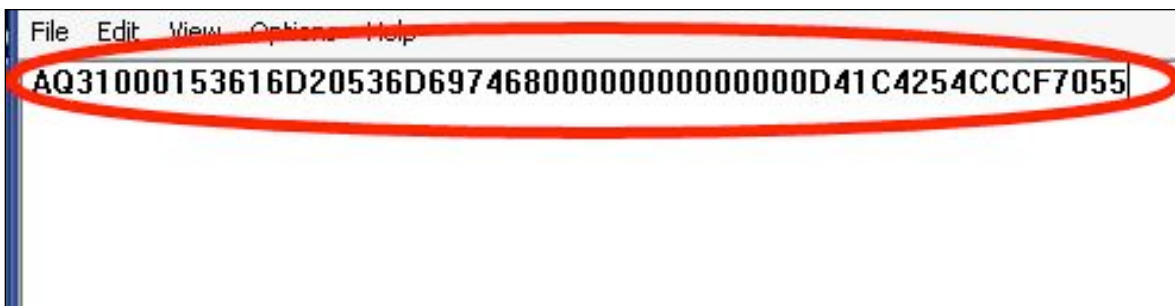
- 3) If everything was done properly, your System ID (combination of letters and numbers) will appear in the lower field. Using your mouse, left click on the field and your System ID will lighten up.




Click “CTRL+C” key to copy this number into your clip board. **If your computer is connected to Internet, left click “BUY” on the bottom of the form and move to step number “6”. If your computer is not connected to internet, move to the next step.**



- 4) Press “Windows Key + R” on your keyboard or select “Run” in your Windows Start menu. Type “notepad” and press “Enter” key. Using “CTRL+V” paste your System ID in your notepad and save the text file with your System ID on the external storage (for example: flash, floppy disk etc.)



- 5) Connect the external storage with the text file containing your System ID to the computer connected to Internet. Open this file using “CTRL+A” keys, select your System ID and press “CTRL+C” keys to copy this number into your clip board.



Go to <http://www.aay-audio.com> , section “Purchase” and press button “Buy” next to chosen product.

Normally, you will receive your product key within 24 hours in your PayPal e-mail after your purchase.  
If you have any comments then, please, visit [Contacts](#) page for contact information. For bug reports or support, please, visit [Support](#) page.

Product	Version	Price USD	Buy	NOTE
AAY-Audio aQ-31	1.0	\$29.99		Before Buy you must download the demo version of the product and get your SYSTEM ID. Read the <a href="#">Registration Instructions</a> .

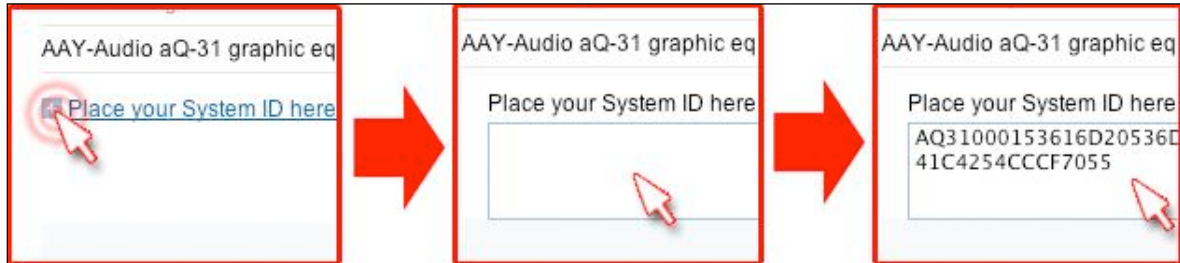
- 6) You will be redirected to a PayPal web page to complete the payment for the selected AAY-Audio product key. You will have to register with PayPal if you do not have an account. If you are already registered with PayPal, please use your user ID and password to log in.

**Please log in**

Email:

Password:

- 7) Fill in all the required fields of the purchase form. In the field “Place System ID here” paste your system ID using “CTRL+V” keys. **ATTENTION! PLEASE REMEMBER TO ENTER YOUR SYSTEM ID IN THE CORRESPONDING FIELD, OTHERWISE WE WILL NOT BE ABLE TO GENERATE YOUR PRODUCT KEY AND YOUR PRODUCT WILL CONTINUE WORKING IN THE DEMO MODE!**



After you complete your payment, product key will be sent to your PayPal e-mail within 24 hours. Install it. The demo-mode will be lifted of your AAY-Audio product. Save your product's key file(s). If a repeat installation is needed (after reinstall of Windows) you will only need to re-install your product's key (s) to lift of a demo-mode from your AAY-Audio product. If you lose your product key-file(s) or it stopped working after you re-new your computer, please contact our customer support team at [support@aay-audio.com](mailto:support@aay-audio.com) Indicate your PayPal e-mail address from which you made your purchase, your System ID(s), and attach old product key-file(s) if you have any. Indicate an exact or at least an approximate purchase date. New product key-file(s) will be sent to you.

After you purchase the product end-user license you become a registered user for that product (and you are given a right/license to use that product, subject to license agreement supplied with the product). You will be sent that product's product key that you have to install to unlock all product's features. We do not send any tangible materials like CDs, DVDs, printed manuals or packages - all products are available as setup file downloads. Normally, you will receive your product key within 24 hours in your PayPal e-mail after your purchase.